



# AURA FLOOR LIFTER

The Aura Floor Lifter is engineered for high-demand care environments where flexibility, safety, and ease of use are essential. With an aesthetic aluminium frame that weighs just 38kg, it supports a high safe working load up to 250kg. A key differentiator is its curved frame with large lifting range allowing greater reach, particularly suited for king single beds commonly used in care facilities. The compact base design ensures easy manoeuvrability, making it a practical solution for busy healthcare settings.



## 0% TiMOTION®

### Bonus Second TiMotion Battery & External Charging Cradle

Allows off-unit charging to keep the lifter operational at all times

Product Code: MBT401050



**5** YEAR WARRANTY  
Frame

**3** YEAR WARRANTY  
Electronics

**1** YEAR WARRANTY  
Battery, Handset & Cables

SWL  
250KG




### 38kg Lightweight Aluminium Frame

Supports a 250kg safe working load, even at maximum extension, making it a standout in its class



### Smart Handset

With battery levels and service status indicators, supports efficient product servicing



### Curved Ergonomic Frame & Sling Bar

Enhances reach and user headroom, ideal for transfers from king single beds or around bulky furniture in tight spaces



### Emergency Lowering & Stop Functions

Built-in safeguards in case of power or system failures



### True Floor Lift Capability

Enables safe, solo-carer lifts from the floor, essential for falls recovery and emergency care




### Durable Leg Shrouds

Replaceable covers protect components when navigating under beds and furniture, maintaining the product's appearance



### Powered Leg Opening & Twin Castors

Easy to manoeuvre, enhances stability and positioning during transfers



### Patented Design Colour-coded Sling Locks

Enables quick visual checks for safer, more confident transfers

■ Lock  
■ Unlock

## ACCESSORIES



### 4 Point Sling Bar

Optional accessory that enhances stability and precision, especially for bariatric users

LSS361000



### Integrated Weigh Scale

Optional accessory to support efficient weight assessments

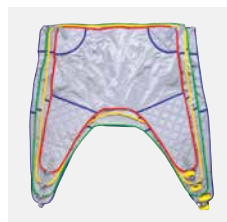
(Available Q3 2025)



### Electric Pivot Frame

Optional accessory that enables smoother transfers through natural positioning, reducing strain on users' joints

(Available Q3 2025)



### Broad Sling Compatibility

Compatible with all Aspire Lifting Slings



Explore full lifter range and compatible slings

**AS/NZS ISO 10535:2024 COMPLIANT**

Code	Lifting Height	Under Bed Clearance	Turning Diameter	Base Length	External Base Width	Internal Base Width	Overall Height	Front & Rear Castors	Lifter Weight	SWL
LSS390615	437 - 1788mm	131mm	1453mm	1378mm	685 - 1300mm	518 - 1150mm	1378 - 2048mm	100 & 125mm	38kg	250kg